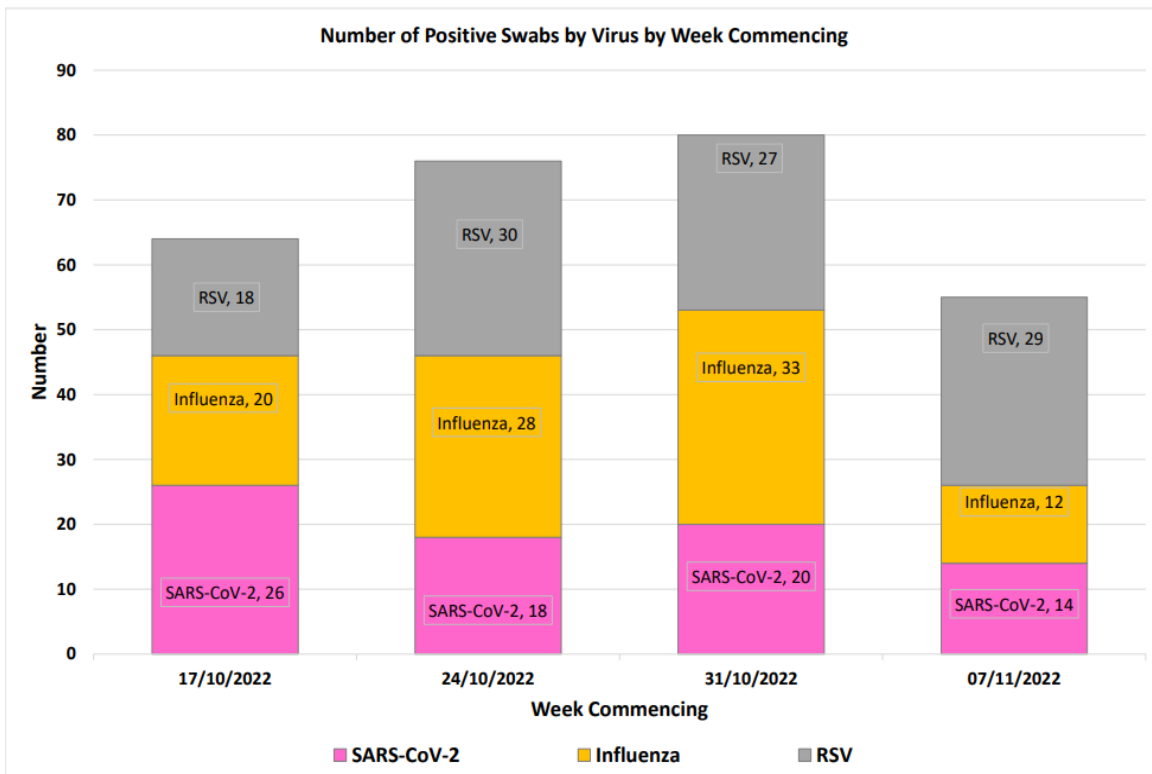


Your weekly sampling news from our GP colleagues, Dr Gavin Jamie, Dr Debasish Kar, Dr Rashmi Wimalaratna, Dr Nick Thomas, Dr Will Elson and Prof Simon de Lusignan on behalf of the Oxford RCGP RSC

SAMPLING IS INFORMING

Our Network's Samples What your data contributed to recently

VIROLOGY

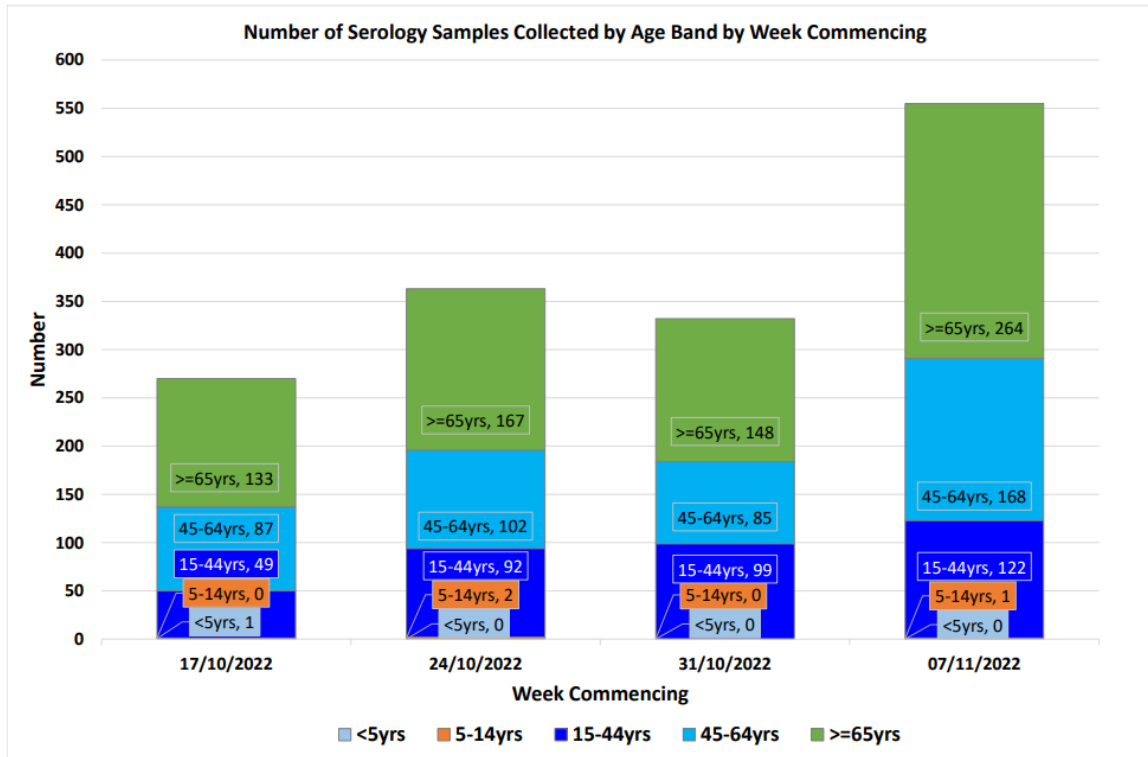


Thanks for continuing to provide samples from your patients.

The number of positive swabs collected in 4 weeks from 17th October 2022 to 7th November 2022 suggests that the SARS-CoV-2, RSV, and Influenza viruses are the major respiratory viral infections present in the community.

In the week commencing on 7th November 2022, out of 55 positive swabs, 14 were positive for SARS-CoV-2, 12 for influenza, and 29 for RSV. As the winter season approaches, the number of positive swabs has started to increase.

SEROLOGY



The number of serology samples collected in the last 4 weeks from 17th October 2022 to 7th November 2022 suggests that the ≥ 65 years, 45-64 years and 15-44 years age bands are the major age bands where serology samples are being collected.

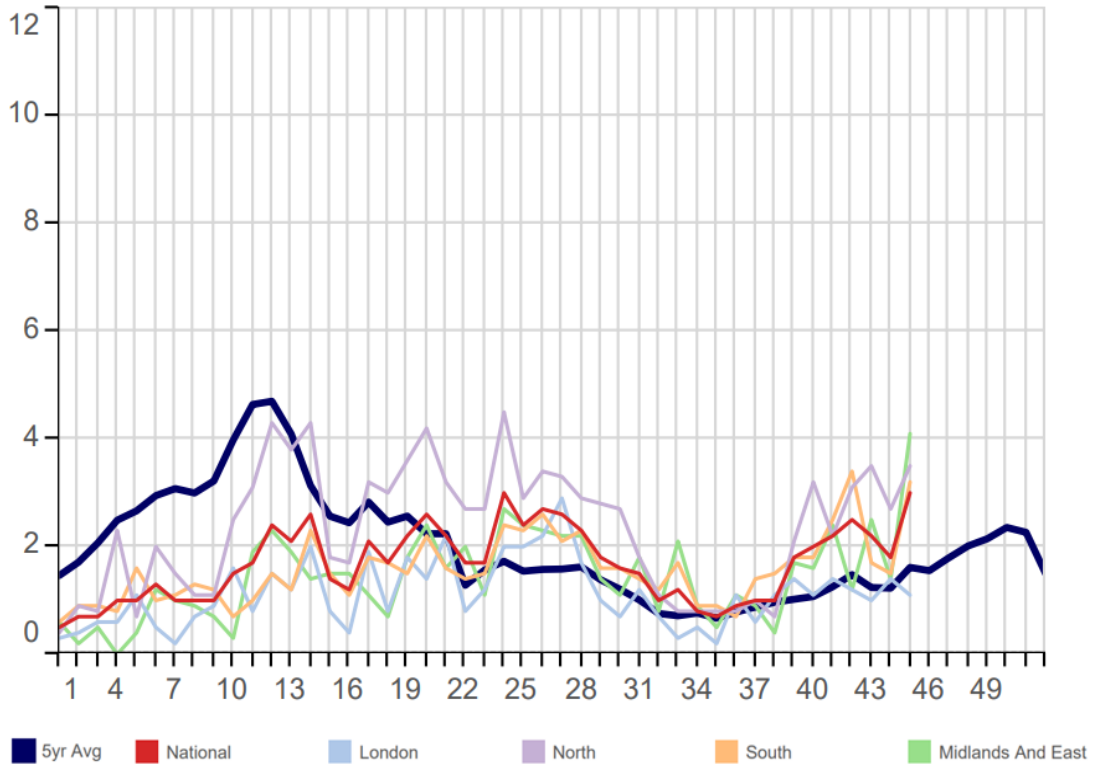
In the week commencing on 7th November 2022, out of 555 serology samples, 264 were for ≥ 65 years, 168 for 45-64 years, 122 for 15-44 years and 1 sample for 5-14 years age band. Please do continue to collect serology samples from younger age bands.

This information will guide the UKHSA to decide the immunisation programme for the coming months. We appreciate your contribution and would like to encourage you to collect more serology samples

Thank you!

Strep Throat, Scarlatina Above 5 year Average

Strep Sore Throat, Scarlatina and Peritonsillar Abscess (ICD10: A38,J020,J36)
Weekly incidence (per 100,000 all ages) by region
for 2022 compared with 5 year average

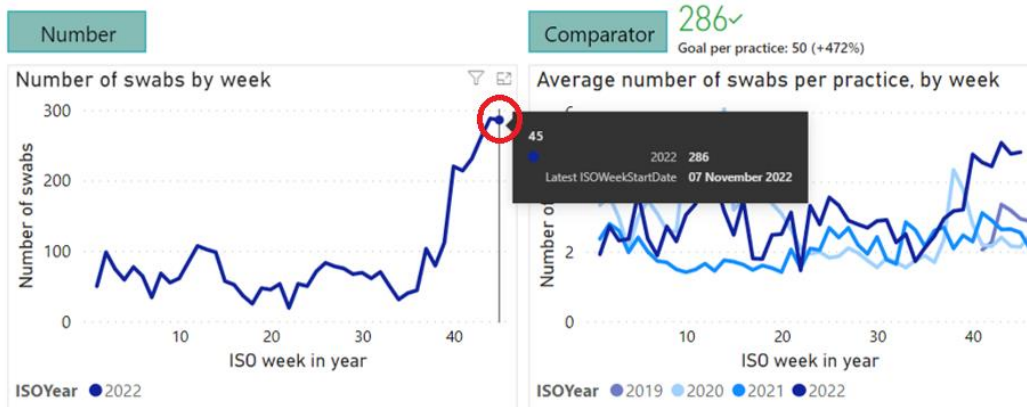


As well as swabbing for common viruses, our sentinel network also monitors the incidences of other diseases.

Our figures indicate rates of Streptococcal respiratory disease not only remain above the average for this time of year but have continued to increase over the past few weeks.

Regionally, London is closest to the seasonal average, whereas the Midlands and East have seen the most significant rise of incidences recorded in recent weeks.

Your Virology Dashboard



This week we're pleased to introduce you to the [Virology Dashboard](#)

It's a place we've created for our RCGP RSC network members who contribute samples, providing an individual overview of their work, including how many swabs they've taken each week and how that compares against the network average.

The above graphic is an example of the first two charts presented in the dashboard. Hovering your mouse over the blue bar of the chart on the left-hand-side will display the "tooltip" which contains further details about the information presented. You can see that in week 45, commencing 7th November 2022, there were almost 300 swabs collected.

Looking at the chart on the right-hand-side, you'll find the average number of swabs collected by each swabbing practice from week 40 has been the highest ever in the network for this period in the year, compared to the last 3 seasons in 2019, 2020 and 2021.

Thanks again for your fantastic efforts to virology surveillance. Almost 300 swabs contributed is great progress, however, we need three times as many from across the network to better support the UKHSA's work in statistical analysis of surveillance data. Remember, since September 2022 we pay **£12.50p per swab**.

Book A Practice Visit!

We're always available for a Teams or Zoom chat, but we're also really keen to get out and meet our members in person!

Some practices have found this really helpful, so if you would like us to visit, use the button below and select a time and date - we'll do our best to meet your requirements.